

For information only

Smartphone

INTRODUCTION TO SECURITY, PROTECTION & PRIVACY


CHENDA KUN
MEDIA & INFORMATION SPECIALIST
STRATEGIC & LEGAL PARTHNERSHIP, RESOURCES & MOBILIZATION
20.12.2018 | CAMBODIA ICT CAMP | SIEM REAP

AGENDA

1. Lock Screen & Simcard
 2. Turn off GPS, Wi-Fi, Bluetooth
 3. Device Encryption
 4. Secure Apps & Browsing
 5. Anti-Virus & Update OS
 6. Turn on remote apps (built-in)
 7. Data Backup
 8. Cleanup & Reset Device
-

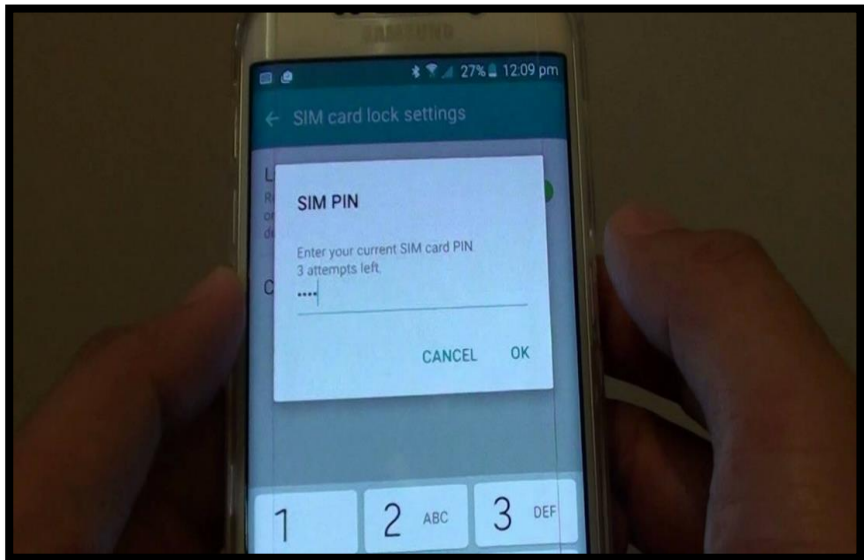
WHY MATTER





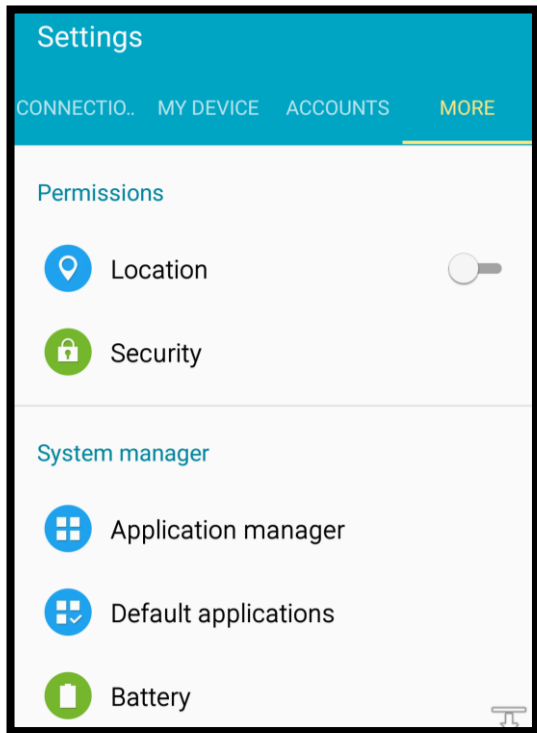
➤ ដាក់លេខកូដអេក្រង់

Set auto lock screen on
your devices



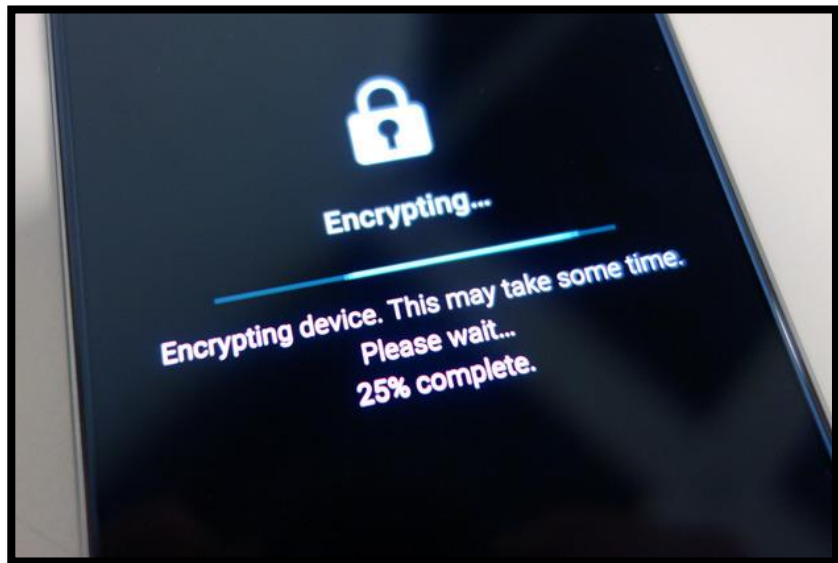
➤ ដាក់លេខកូដស៊ីមកាត

Set PIN code your
device sim card



➤ បិទ GPS និងមុខងារ
មុខងារភ្ជាប់ដូចជា
Wireless, Bluetooth,
លើមិនប្រើ

Turn off GPS (Location
Services), Wifi, Bluetooth
& more if not use



➤ ធ្វើកូដនិយកិម

Device Encryption




➤ ដំឡើងកម្មវិធីដែលមាន
ប្រព័ន្ធច្បាស់លាស់

Install & use only
secure Apps



➤ ប្រុងប្រយ័ត្នពេលប្រើ
ប្រាស់អ៊ីនធឺណិត

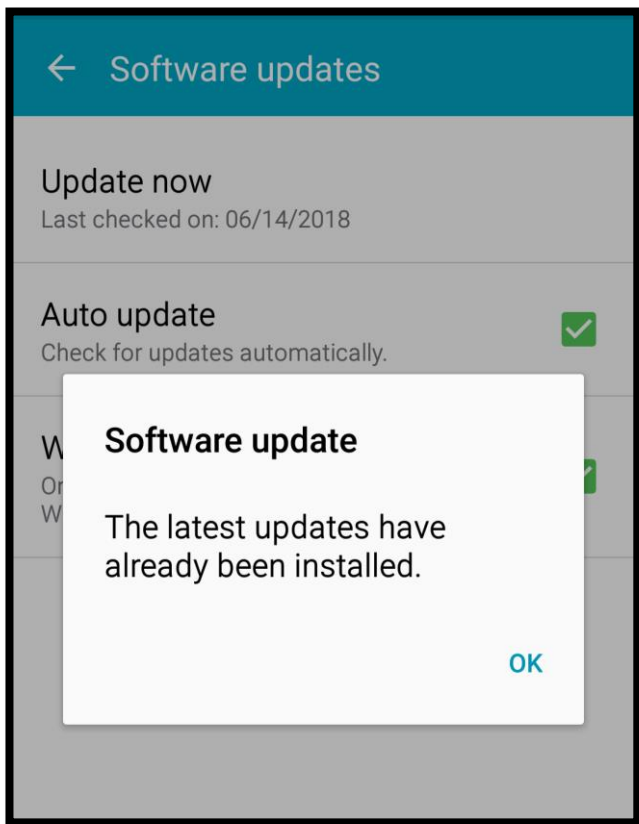


Be cautious &
secure browsing



➤ ដំឡើងកម្មវិធីការពារ
មេរោគ

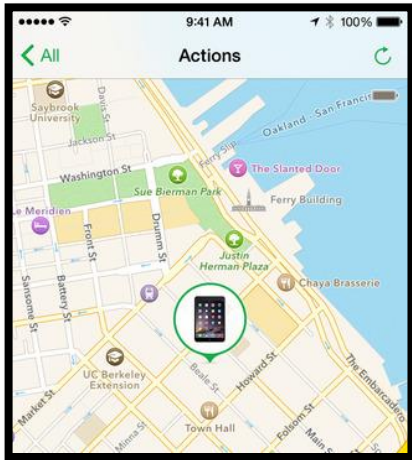
Install Anti-virus
to protect device




➤ ធ្វើបច្ចុប្បន្នភាពប្រព័ន្ធ
ប្រតិបត្តិការ

Update operating
system of your
devices regularly

➤ បើកមុខងារបញ្ជាពី ចំ
ងាយ, Find my
iPhone, Android
Device Manager
Turn on some
remote Apps
(built-in)





- បើកមុខងារ Backup នឹងចម្លងរក្សាទុកឯកសារ

Backup your data regularly (local or cloud)

← Factory data reset

All data will be erased from device memory, including your Google account, system and application data, settings, and downloaded applications.

- Music
- Photos
- Other user data
- The decryption key for files on the SD card (You cannot use encrypted files on the SD card after you reset your device to factory defaults)

You are currently signed in to the following accounts:

➤ កំទេចទិន្នន័យចោល
ហើយធ្វើឲ្យដូចទើបនឹង
ទិញ

Clean up data and
reset your device

សាកល្បងចូលពិនិត្យ Location Services

Let's do some practice on location services

សូមអរគុណ!

